

B R I C K B Y B R I C K

Auckland Rise and Sylvan Hill Upper Norwood HTA Design Architects

**1 AND 2 BEDROOM APARTMENTS
HELP TO BUY
FROM £340,000**

[VIEW LISTING](#)

Our homes at Auckland Rise and Sylvan Hill are beautifully designed one and two bedroom apartments in a quiet enclave with wonderful views to the south east.

A collection of five new buildings are dotted across the leafy Sylvan Hill community in Upper Norwood, just a short stroll from the shops and cafés of Crystal Palace.

This scheme includes 38 apartments available with Help to Buy, perfect for first time buyers and anyone who longs for a green view and a sense of space, with an easy commute into Central London.



B R I C K B R I C K B R I C K



Each new building is of modest proportions, with fewer than 20 or so homes per block, so there's an intimate and friendly feel, and the sloped setting offers great views.




The apartments are generously proportioned, offering open and light-flooded spaces. We've used natural materials such as timber parquet flooring in living areas, and timber accessories in kitchens and bathrooms.

KEY FEATURES

- One and two bedroom apartments
- All homes have private balcony or terrace
- Parquet timber flooring in living areas
- Composite stone grey worktops
- Bosch appliances
- Quiet, leafy location, near Crystal Palace triangle
- Communal gardens
- Help To Buy available



SUSTAINABILITY FEATURES

-  PV panels for communal use
-  Cycle parking
-  Ventilation unit (MVHR)



B R I C K B R I C K B R I C K



Site plan

Clad in a high quality brick, with a soft, organic colour palette, the five blocks have been designed to sit quietly among the existing homes and natural surroundings.

LOCAL AREA / TRANSPORT

- Nearest station: Crystal Palace, 15 min walk, 6 min cycle
- Journey time: Central London by train, 35mins
- Nearest park: Crystal Palace Park, 20 min walk, 8 min cycle